



M. A. Shah & Co.

Chartered Accountants

Navliwala Building, Station Road, Anand – 388001 Gujarat

PH.: (02692) 251011-12

Email: pramesh@prameshca.com

Trust Reg. No.: Anand/E/1348

REPORT OF AUDITORS

We have audited the annexed Balance Sheet of TRIBHUVANDAS FOUNDATION-ANAND at the end of 31/03/2020 and also the annexed Income and Expenditure account for the year ended on that date and we beg to report that:

- a. The accounts have been maintained regularly and in accordance with the provision of the Act and Rules.
- b. The receipts and disbursements are properly and correctly shown in the account.
- c. The cash balance and the vouchers in the custody of the Managers and Trustees on the date of audit were in agreement with the accounts.
- d. All the books, account, vouchers and other records required by us, were produced before us.
- e. The inventory, certified by Trustees, of the movables of the Trust has been maintained.
- f. On behalf of the Trust Shree Dr. NIKHIL KHAROD appeared before us and furnished the necessary information required by us.
- g. No property or the funds of the Trust have been applied for any object or purpose other than the object or purpose of the Trust.
- h. There were no outstanding for rent for more than one year and that no amount has been written off during the year under report.
- i. During the year under report there were no repairs or construction involving and expenditure exceeding Rs. 5000/- for which no tenders have been invited.
- j. No money of the Trust has been invested contrary to the provision of section 35.
- k. No alienations of the immovable property contrary to the provision of Section 36 have been made which have come to our notice.

Place: Anand
Date: 06-10-2020


Pramesh Doshi
Mem.No.045319
Chartered Accountants
UDIN20045319AAAHS1217



TRIBHUVANDAS FOUNDATION ANAND
Balance Sheet as on 31/03/2020

Liabilities	Amount	Assets	Amount
Trust Fund(L.Y.)	5,40,898.00	FIXED ASSETS	
General Fund (L.Y.)	4,76,67,286.27	(Net of Depreciation)	
Gramodyog Building Capital Grant	3,23,868.00	(Schedule - A)	2,82,32,937.25
Child line Project Capital Grant	1,35,000.00		
Child line Project Railway Capital Grant	70,000.00		
Clinic Capital Equipment Fund	16,00,000.00		
Donation for Pediatric NICU- FCRA	22,53,513.00		
Tapovan Project Capital Grant	4,50,000.00		
Infrastructure Fund	1,62,32,608.00		
Donation Fund- Equipment AND	3,50,000.00		
Donation Fund- Equipment KAP	11,50,000.00		
M.V. Gandhi Hospital	1,12,70,480.00		
NICU - Kapadwanj center	12,00,000.00		
Reserve Fund for KMC	30,00,000.00		
Tarapur center - Renovation Donation	75,00,000.00		
SECURITY DEPOSIT		INVESTMENTS	
L.Y. Bal.	2,80,846.00	(Schedule - B)	3,18,09,386.00
Creditors	38,56,176.50	CLOSING STOCK	
		(Schedule - F)	
Payable Income Tax	25,000.00	Medicine & Hospital	29,76,408.51
Outstanding Milk Project	21,24,197.00	Handicraft	7,87,240.70
Payable Disability Project VSG Trust			37,63,649.21
Payable EPF @ 12 %	1,75,989.00		
Payable GSLI	8,000.00		
Payable Housing Finance			
Payable LIC Deduction	18,746.00	ADVANCE & DEPOSITS	
Payable PF Admin Charges	2,640.00	(Schedule - C)	87,711.54
Payable PF MGT Contribution	1,75,989.00		
Payable Professional Tax	16,130.00		
Payable Staff Salary	13,10,978.00	TRADE & DEBTORS	
Payable to TF Staff Credit soc	2,50,873.00	(Schedule - D)	94,60,135.50
Payable EDLI Contribution	6,002.00	CASH & BANK BALANCE	1,24,19,820.82
		(Schedule - E)	
		Income & Expense A/c.	
		L.Y. Credit Balance	1,05,80,632.39
		ADD: Surplus During Year	1,79,967.45
		Add: Depreciation Tr. To I/E A/c	58,20,914.51
Total Rs.	10,19,95,219.77	Total Rs.	10,19,95,219.77

Tribhuvandas Foundation, Anand

Place: Anand
Date:06-10-2020

Examined & Found Correct

Chartered Accountant
UDIN20045319AAAAHS1217



CHIEF EXECUTIVE OFFICER
TRIBHUVANDAS FOUNDATION
ANAND

TRIBHUVANDAS FOUNDATION TRUST

RAJODPURA

ANAND-388001

Income & Expenditure Statement

1-Apr-2019 to 31-Mar-2020

Particulars		AMOUNT RS	Particulars	AMOUNT RS
1. PROGRAMME EXP			1. PROGRAM INCOME	17880914.00
Ashaworker/TF Staff Training & Food Exp	1327439.00	21288236.72	Asha Worker Training & Food	1214484.00
CHP Medicine Pur. Expenses	9837467.72		CHP Medicine Income	14594087.00
CHP Programme Honorarium Exp	6609145.00		H B Laboratory - CHP Income	31460.00
Sankara Eye Hospital Camp Exp	45310.00		Project/programme HR Income	724137.00
Stationery & Printing Exp	777139.00		Sankara Eye Hospital Camp Income	63350.00
Travelling Exp	914954.00		VHW Kit -Received From KKM	1114596.00
VHW Health Education & Training	266552.00		VHW Protshahan - Received From Torrent	138800.00
VHW - Jatan Protshahan Exp.	1038150.00		2. CLINIC INCOME	35841973.10
VHW Kit Expenses	215880.00		Abhayrab Vaccine Income	210280.00
VHW Protshahan - Torrent	138800.00		Clinic Medicine Income	15779152.10
VHW Protshahan for Delivery Exp	117400.00		Dental OPD Case Fee	389320.00
2. CLINIC EXP		25977016.99	Dental Treatment Fees	972240.00
Chiranjivi Yojna Exp	381622.00		ECG - Inocme	20050.00
Clinic Equipment Maintenance Exp	192800.00		General OPD Case Fee Income	1412130.00
Clinic Equip. Repair & Maint Exp	231649.00		Green Cross Laboratory Income	6631240.00
Clinic Hospital Stock Pur. Expenses	959575.00		Gynec Hospital Charges	1334320.00
Clinic Medicine Purchase Exp A/c	9199278.99		Gynec OPD Case Fee Income	715420.00
Clinic Misc Exp	231327.00		Gynec Sonography 3D Income	2373210.00
Consultancy / Clinic Training Exp	9023338.00		Gynec Sonography Fee Income	2461016.00
Dental Laboratory Expenses	566260.00		Laboratory Income	22160.00
Dental Material Exp	103490.00		NICU - Charges - KMC	1063140.00
Dental Treatment Exp	71900.00		Pediatric Hospital Charges - Kapadwanj	886490.00
Gynec Sonography Exp	16506.00		Pediatric OPD Case Fee - Income	127800.00
Laboratory Expenses	2736401.00		Physiotherapy Case Fee Income	135105.00
Performace Exp- Dr. Shivendra	53466.00		Physiotherapy Income	



Vaccine -Anti Rabies Expenses Vaccine - Hep. B. Exp Visiting Doctor Conveyance Charges- And Visiting Doctors Fees - Kapadwanj	207450.00 1954.00 668800.00 1331200.00		Virtual Lab Income	1308900.00	
3. PROJECT EXPENSE		7741179.50	3. PROJECT INCOME		9445167.50
CCCH Bench No 8 Childline 1098 Project Exp KMC Project Exp.	29015.00 1286669.50 170456.00		CCC Bench 8 Income Childline Project Grant CSR Project	1286669.50 363000.00 6485933.00	
Milk Project - Malnourishment Exp Railway Childline Project Exp School Infrastructure Exp Tapovan Project Exp	2864378.00 1309565.00 2070746.00 10350.00		KMC Unit - Kapadwanj Milk Project - Malnourishment Income Railway Childline Project Grant	363000.00 6485933.00 1309565.00	
4.HANDICRAFT UNIT EXP		1370137.30	4. HANDICRAFT UNIT- INCOME		1768093.86
Handicraft Processed Material Purchase Exp Handicraft Raw Material Pur Exp.	274679.00 1095458.30		Handicrafts Income	1768093.86	
5.ADMINISTRATIVE EXPENDITURE		4693409.80	5. CONTRIBUTION		19925740.00
Admin Consulting Fees ADV Publicity & Public Relation Exp. Audit Fees Exps. Bank Charges Computer Maintenance Exp Electricity Exp. Estate Repairs & Maint Exp. Garden & Sanitary Service Insurance Premium Expenses Land Revenue Exp Library Books Expenses Office Expenses PNG Expenses Postage Expenses Security Service Charges Telephone Expenses	354895.00 60065.00 128620.00 6087.80 103495.00 916624.00 289747.00 758482.00 184441.00 90072.00 2028.00 261753.00 11615.00 16994.00 521779.00 409331.00		Dairy Society 1.5/l Scheme Dairy Society Contribution KDCMPU LTD- Contribution Sundry Donation	13200756.00 1301500.00 5000000.00 423484.00	
			6.OTHER INCOME		4684707.00
			Amul Parlour Rent INTEREST INCOME Other Income Scrap Sale Income	176400.00 4326270.00 65811.00 116226.00	




Transport Charges	47381.00			
Tribhuvankaka Pratima Exp	530000.00			
6. TRANSPORT EXPENSES		717422.70		
Petrol-Diesel & CNG Exp	379934.00			
Vehicle Insurance Premium Exp	33428.70			
Vehicle Rent Exp	53990.00			
Vehicle- Repair & Maint Exp	250070.00			
7.SALARY		27579225.00		
Salary Exps	27579225.00			
Excess of Income over Expenditure		179967.45		
Total		8,95,46,595.46	Total	8,95,46,595.46

Trustee
Tribhuvandas foundation


CHIEF EXECUTIVE OFFICER
TRIBHUVANDAS FOUNDATION
ANAND


Place:Anand
Date:06-10-2020

EXAMINED & FOUND CORRECT
CHARTERED ACCOUNTANTS
UDIN20045319AAAAHS1217




TRIBHUVANDAS FOUNDATION - ANAND
Schedule - A FIXED ASSETS DATE 31-03-2020

FIXED ASSETS	Gross Block				Depreciation				Rate		Net Block	
	Particular	Op. Bal.	Sale	Apr to Sep	Oct to Mar	Total	Clo. Bal.	Op. Bal.	Addition	Total		%
		1-Apr-2019					31.3.20	1-Apr-2019				%
1 Air Cond. & Water Cooler												
AC VID 1.5 T SPLIT VS5J3	57303.00					57303.00	57303.00	3,61,689.33	8,595.45	3,70,284.78	15%	48,707.55
AC VID 1.5T VSZ53 WW1 3 STAF	11980.04					11980.04	11980.04	10,969.96	1,797.01	12,766.96	15%	10,183.03
AC VIDEOCON 1.5 T 3 * VSZ53	13311.16					13311.16	13311.16	14,185.51	1,996.67	14,185.51	15%	11,314.49
Mitsubishi AC 1.6Ton SRK	26622.31					26622.31	26622.31	24,377.69	3,993.35	28,371.03	15%	22,628.97
MITSUBISHI AC SRC 13 CLV - 6	46700.00					46700.00	46700.00	-	7,005.00	7,005.00	15%	39,695.00
MITSUBISHI AC SRC 18 CL	19314.14					19314.14	19314.14	11,404.55	2,897.12	14,301.67	15%	16,417.02
Mitsubishi DXK Ac -	38628.46					38628.46	38628.46	18,822.83	5,794.27	24,617.09	15%	32,834.19
Mitsubishisplit AC DXK33ccss-S6	104907.00					104907.00	104907.00	47,310.28	15,736.05	63,046.33	15%	89,170.95
Mitsubishi Split AC SRK18cs	350532.04					350532.04	350532.04	61,858.59	52,579.81	1,14,438.40	15%	2,97,952.23
Mitsubishi SRK AC	18298.89					18298.89	18298.89	11,779.22	2,744.83	14,524.05	15%	15,554.06
SAMSUNG REF RR2115RCAVL	35948.63					35948.63	35948.63	13,101.38	5,392.29	18,493.67	15%	30,556.33
WATER COOLER	17902.62					17902.62	17902.62	6,876.10	2,685.39	9,561.49	15%	15,217.22
Whirpool Refri.	51875.23		29200.00			81075.23	81075.23	11,894.98	12,161.28	24,056.27	15%	68,913.94
2 Clinic / Hospital Equipment			118140.00					4,023.75	1,571.44	5,595.19	15%	8,904.81
Ambu Bag Silicon Child	163024.72					163024.72	281164.72	29,96,000.63	1,12,465.89	31,08,466.52	40%	1,68,698.83
Anaesthesia Machine Classic with Hypo	190.51					190.51	190.51	1,279.49	76.20	1,355.69	40%	114.31
Auto Clave Single Drum	6735.96					6735.96	6735.96	45,239.04	2,694.38	47,933.42	40%	4,041.58
B.P. Instrument Mercury Diamond Regu	6726.00					6726.00	6726.00	4,484.00	2,690.40	7,174.40	40%	4,035.60
Color Doppler Ultrasound Scanner	1243.20					1243.20	1243.20	828.80	497.28	1,326.08	40%	745.92
Crash Cart	1803.21		11760			13563.21	13563.21	8,003.79	5,425.28	13,429.07	40%	8,137.93
Diamond Stethoscope	1252924.42					1252924.42	1252924.42	22,28,794.26	5,01,169.77	27,29,994.02	40%	7,51,754.65
Dressing Drum 11*9sealless	12112.07					12112.07	12112.07	8,074.71	4,844.83	12,919.54	40%	7,267.24
ECG Model	243.62					243.62	243.62	433.11	97.45	530.56	40%	146.17
EMCO TABLE TOP PULSE OXIMETER OXI-SAT	517.10					517.10	517.10	3,472.90	206.84	3,679.74	40%	310.26
F & P Bubble CPAP System with Bird Blender	42000.00					42000.00	42000.00	-	16,800.00	16,800.00	40%	25,200.00
FUMIGATOR (FOGGING MACHINE)	4014.36					4014.36	4014.36	26,960.64	1,605.74	28,566.38	40%	2,408.62
Gy. Table with Accessories	18000.00					18000.00	18000.00	32,000.00	7,200.00	39,200.00	40%	10,800.00
HEATER	1469.66					1469.66	1469.66	9,870.34	587.87	10,458.20	40%	881.80
INFUSION PUMP INFUMAX	6880.73					6880.73	6880.73	11,844.76	2,752.29	14,597.05	40%	4,128.44
Instrument Trolley SS with Railing	887.24					887.24	887.24	4,278.76	354.90	4,633.65	40%	532.35
INSUSION PUMP	21150.98					21150.98	21150.98	1,42,051.02	8,460.39	1,50,511.41	40%	12,690.59
Labour Table Comp. with Accessories	10806.89				13924.00	24730.89	24730.89	7,204.60	9,892.36	17,096.95	40%	14,838.54
Laryngoscope Paddiatric Set of Twl Blade	3525.12					3525.12	3525.12	23,674.88	2,115.07	25,084.93	40%	2,115.07
Led Double Surface Phototherapy with Mobile Tr	23740.37					23740.37	23740.37	15,826.92	9,496.15	25,323.07	40%	14,244.22
LED LIGHT (DENTIST)	1973.16					1973.16	1973.16	13,251.84	789.26	14,041.10	40%	1,183.90
LED Photo Therapy with Trolley	122.47					122.47	122.47	822.53	48.99	871.52	40%	73.48
Lineare Probe	3810.24					3810.24	3810.24	25,589.76	1,524.10	27,113.86	40%	2,286.14
Machinetoze Rubber Sheeting	194.40					194.40	194.40	1,305.60	77.76	1,383.36	40%	116.64
Mattress As Per Bed	4681.15					4681.15	4681.15	31,438.85	1,872.46	33,311.31	40%	2,808.69
Medicine Trolley with Six Drawers	13608.00					13608.00	13608.00	74,592.00	5,443.20	80,035.20	40%	8,164.80
Microtox hubsSe Inventor	349.14					349.14	349.14	2,344.86	139.66	2,484.52	40%	209.48
N2o Cylindr A Type	288554.40					288554.40	288554.40	1,92,369.60	1,15,421.76	3,07,791.36	40%	1,73,132.64
Nitrus Refeling Charge	5025.60					5025.60	5025.60	3,350.40	5,316.44	8,666.00	40%	3,015.36
Ocleave Double Drum 12*21" SS	13291.09					13291.09	13291.09	8,860.73	5,316.44	14,177.16	40%	7,974.66
OT Drug Trolley	69600.00				69600.00	69600.00	69600.00	-	27,840.00	27,840.00	40%	41,760.00
Oxygen Cylinder with Pin Index B Type	979.78					979.78	979.78	6,580.22	391.91	6,972.13	40%	587.87
Patient Exa Revol Stool SS Top	88.52					88.52	88.52	594.48	35.41	629.89	40%	53.11
Patient Seat Cum BED	1211.11					1211.11	1211.11	8,133.89	484.44	8,618.33	40%	726.67
PHISIO THERAPY INSTRUMENT	10954.91					10954.91	10954.91	7,303.27	4,381.96	11,685.24	40%	6,572.94
Pulseoxymeter Fingertrip	2503.87					2503.87	2503.87	16,816.13	1,001.55	17,817.68	40%	1,502.32
Radiant Heart Warmer with Fixed Coradile	2886.17					2886.17	2886.17	1,924.12	1,154.47	3,078.59	40%	1,731.70
	11058.62					11058.62	11058.62	7,372.42	4,423.45	11,795.87	40%	6,635.17
	35375.95					35375.95	35375.95	28,718.05	14,150.38	42,868.43	40%	21,225.57
	163.04					163.04	163.04	1,094.96	65.22	1,160.18	40%	97.82
	2721.60					2721.60	2721.60	18,278.40	1,088.64	19,367.04	40%	1,632.96



FIXED ASSETS	Gross Block						Depreciation			Rate		Net Block	
	Particular	Op. Bal. 1-Apr-2019	Sale	Apr to Sep	ADDITION		Clo. Bal. 31.3.20	Op. Bal. 1-Apr-2019	Addition	Total	%	Total	%
					Oct to Mar	Total							
Recliant P5 Parameter NICUPICU Monitor	5598.72				5598.72		5598.72	37,601.28	2,239.49	39,840.77	40%	3,359.23	40%
Rockprint Heat Wasar Fix Trolley	3888.39				3888.39		3888.39	26,114.61	1,555.36	27,669.97	40%	2,333.03	40%
Saline Arrang. SS Saline ROD	17899.84				17899.84		17899.84	11,933.22	7,159.93	19,093.16	40%	10,739.90	40%
Saline Stand Castor Base	1897.21				1897.21		1897.21	1,264.80	768.88	2,023.69	40%	1,138.32	40%
SS TOP & SS Tray	79117.52				79117.52		79117.52	52,745.01	31,647.01	84,392.02	40%	47,470.51	40%
S.S Tray with Lid 10*12"	89.81				89.81		89.81	603.19	35.93	639.11	40%	53.89	40%
Stool SS Top	32658.68				32658.68		32658.68	21,772.46	13,063.47	34,835.93	40%	19,595.21	40%
Suction Machine Imported Single Bottle	530.71				530.71		530.71	3,564.29	212.28	3,776.57	40%	318.43	40%
Suction Machine Oil Imersion	5860.51				5860.51		5860.51	26,899.49	2,344.20	29,243.69	40%	3,516.31	40%
SYRINGE PUMP	5961.60				5961.60		5961.60	40,038.40	2,384.64	42,423.04	40%	3,576.96	40%
Syringe Pump - Terumax Rx	2980.80				2980.80		2980.80	20,019.20	1,192.32	21,211.52	40%	1,788.48	40%
Syringe Pump - Terumax Rx	2980.80				2980.80		2980.80	20,019.20	1,192.32	21,211.52	40%	1,788.48	40%
Tetral Dopplar Galtron GFM11	625.97				625.97		625.97	4,204.03	250.39	4,454.42	40%	375.58	40%
Three Fold Screen with Cloth	4175.09				4175.09		4175.09	2,783.39	1,670.04	4,454.42	40%	2,505.05	40%
T Light 22" Four Reflector	2993.76				2993.76		2993.76	20,106.24	1,197.50	21,303.74	40%	1,796.26	40%
TRAZE UNO TABLE TOP PULSE OXIMETER	4218.48				4218.48		4218.48	28,331.52	1,687.39	30,018.91	40%	2,531.09	40%
T Table Hydraulic Regula Model	5171.04				5171.04		5171.04	34,728.96	2,068.42	36,797.38	40%	3,102.62	40%
UPS	29607.93				29607.93		29607.93	58,102.67	11,843.17	69,945.84	40%	17,764.76	40%
Vacuum Cup Silicon Medium	136.08				136.08		136.08	913.92	54.43	968.35	40%	81.65	40%
WARMER WITH FIXED CRADLE	8164.80				8164.80		8164.80	54,835.20	3,265.92	58,101.12	40%	4,898.88	40%
WEIGHING MACHINE CALTRON	1129.46				1129.46		1129.46	7,585.54	451.79	8,037.32	40%	677.68	40%
3 Computer	116466.97		239607.00		110462.00		466535.97	17,87,161.42	1,86,614.39	19,73,775.80	40%	2,79,921.58	40%
Attendance Machine	6264.00				6264.00		6264.00	8,352.00	2,505.60	10,857.60	40%	3,758.40	40%
Branded Desktop PC	78346.29				78346.29		78346.29	1,39,261.72	31,338.52	1,70,600.23	40%	47,007.77	40%
Cartridge Toner	2880.00				2880.00		2880.00	7,040.00	1,152.00	8,192.00	40%	1,728.00	40%
DIGITAL TABLETS	804.56				804.56		804.56	5,045.86	321.82	5,367.69	40%	482.73	40%
HARD DISK	412.13				412.13		412.13	2,584.70	164.85	2,749.56	40%	247.28	40%
Laptop	82656.00				82656.00		109876.00	2,02,048.00	43,950.40	2,45,998.40	40%	65,925.60	40%
LED 19.5 ACER MONITOR	466.71				466.71		466.71	2,927.05	186.69	3,113.74	40%	280.03	40%
PEN DRIVE 8 GB	2449.02				2449.02		2449.02	3,756.58	97.61	4,736.19	40%	1,469.41	40%
PRINTER EPSON	39428.73		22000.00		83688.73		83688.73	59,770.20	33,475.49	93,245.69	40%	50,213.24	40%
Printer	583.12				583.12		583.12	3,657.11	233.25	3,890.36	40%	349.87	40%
Projector	62095.80				73707.80		73707.80	67,596.80	29,483.12	97,079.92	40%	44,224.68	40%
Scanner Canon	307.15				307.15		307.15	1,926.34	122.86	2,049.20	40%	184.29	40%
SYSTEM ACER VERITON M200 CORE	1839.02				1839.02		1839.02	11,533.63	735.61	12,269.24	40%	1,103.41	40%
Wireless Router	311.04				311.04		311.04	1,950.72	124.42	2,075.14	40%	186.62	40%
4 D.D.K. Unit Equipment	1336.34				1336.34		1336.34	1,223.66	200.45	1,424.11	15%	1,135.89	15%
ADULT SILICON AMBU BAG	644.68				644.68		644.68	590.32	96.70	687.02	15%	547.98	15%
ALLICE TISSUE FORCEP 6" 16 CM	328.86				328.86		328.86	301.14	49.33	350.47	15%	279.53	15%
ALLICE TISSUE FORCEP 8"	690.62				690.62		690.62	632.39	103.59	735.98	15%	587.02	15%
ARTERYFORCEP 6" CURVED FINE	230.21				230.21		230.21	210.79	34.53	245.32	15%	195.67	15%
ARTERYFORCEP 6" STRAIGHT 16CM	411.34				411.34		411.34	376.66	61.70	438.36	15%	349.64	15%
B.P. INST. ANTIQUE.-DISHA	794.50				794.50		794.50	727.51	119.17	846.68	15%	675.32	15%
B.P. INST. STAND MODEL -DISHA	1616.65				1616.65		1616.65	1,480.35	242.50	1,722.85	15%	1,374.15	15%
Burner Stove	1412.49				1412.49		1412.49	887.51	211.87	1,099.39	15%	1,200.61	15%
Ceiling Type LED OT Light	44795.00				44795.00		44795.00	17,205.00	6,719.25	23,924.25	15%	38,075.75	15%
Cuscos Speculum Medium Duckbill	170.17				170.17		170.17	155.83	25.53	181.35	15%	144.64	15%
Epistotomy Scissor	263.09				263.09		263.09	240.91	39.46	280.37	15%	223.63	15%
GREEN ARMITAGE FORCEP	890.54				890.54		890.54	815.46	133.58	949.04	15%	756.96	15%
HIV . Kit Protection Sterile	1233.50				1233.50		1233.50	1,129.50	185.03	1,314.52	15%	1,048.48	15%
Instrument Safety Pin	221.85				221.85		221.85	203.15	33.28	236.43	15%	188.57	15%
I.V. Stand	4110.80				4110.80		4110.80	3,764.20	616.62	4,380.82	15%	3,494.18	15%
Kocher Forceps 8 "	559.07				559.07		559.07	511.93	83.86	595.79	15%	475.21	15%
LABOUR TABLE	38899.44				38899.44		38899.44	26,725.56	5,834.92	32,560.47	15%	33,064.53	15%
Led Light for Composite Cure	10241.44				10241.44		10241.44	3,933.56	1,536.22	5,469.78	15%	8,705.22	15%
LOW FORCEP	287.63				287.63		287.63	263.37	43.14	306.52	15%	244.49	15%




FIXED ASSETS	Gross Block						Depreciation			Rate		Net Block
	Op. Bal. 1-Apr-2019	Sale	Apr to Sep	ADDITION		Total	Clo. Bal. 31.3.20	Op. Bal. 1-Apr-2019	Addition	Total	%	
				Oct to Mar								
MATRESS 66"30"	657.73				657.73	657.73	602.27	98.66	700.93	15%	559.07	
MAYOS Scissor 8.5" & 7.5"	320.51				320.51	320.51	293.49	48.08	341.56	15%	272.43	
MAYOS TROLLY S.S. TOP 4%	1425.08				1425.08	1425.08	1,304.92	213.76	1,518.68	15%	1,211.31	
METAL VACUUM CUP	224.99				224.99	224.99	206.02	33.75	239.76	15%	191.24	
MOSQUITO ARTERY FORCEPS CURVED	537.14				537.14	537.14	491.86	80.57	572.43	15%	456.57	
Needle Holder 6"	104.40				104.40	104.40	95.60	15.66	111.26	15%	88.74	
Oxygen Flowmeter Kol. Without Bottle	1315.45				1315.45	1315.45	1,204.55	197.32	1,401.87	15%	1,118.13	
PLAIN INST. TROLLY S. S. TOP	2959.77				2959.77	2959.77	2,710.23	443.97	3,154.19	15%	2,515.80	
Proctoscope Medium	114.84				114.84	114.84	105.16	17.23	122.38	15%	97.62	
REVOLVING STOOL S.S. TOP 4%	1041.40				1041.40	1041.40	953.60	156.21	1,109.81	15%	885.19	
Scissor Straight 23cm	107.01				107.01	107.01	97.99	16.05	114.04	15%	90.96	
S.S. BABY. TRAY 12"18	378.45				378.45	378.45	346.54	56.77	403.31	15%	321.69	
STETHOSCOPE MICROTONE	3683.02		3248		6931.02	6931.02	1,577.97	1,039.65	2,617.63	15%	5,891.37	
Stitch Remove Scissor	180.61				180.61	180.61	165.39	27.09	192.48	15%	153.52	
STRECHER ON TROLLY 6 WHEEL	3288.64				3288.64	3288.64	3,011.36	493.30	3,504.65	15%	2,795.35	
Tonsil Scissors 8" Curved	1062.81				1062.81	1062.81	973.19	159.42	1,132.61	15%	903.39	
Turning Fork S.S.	115.36				115.36	115.36	105.64	17.30	122.94	15%	98.06	
Clinic Equipment for Gynec Unit - Tarapur	315530.20				315530.20	315530.20	55,681.80	47,329.53	1,03,011.33	15%	2,68,200.67	
5 Delivery Unit - Anand												
Mitsubishi Heavy SRK/sr18y/s	38292.50				38292.50	38292.50	22,657.50	5,743.88	28,401.38	15%	32,548.63	
Mitsubishi Heavy SRK/SRC 20CLS-6	28556.81				28556.81	28556.81	17,943.19	4,283.52	22,226.71	15%	24,273.29	
Oxygen Cylinder Bottle	18288.64				18288.64	18288.64	11,491.36	2,743.30	14,234.65	15%	15,545.35	
6 Electrical Fixture												
Automech Eichler 15 KVA DG Set	101399.71				101399.71	101399.71	65,487.36	15,209.96	80,697.32	15%	86,189.76	
Ceiling Fan	4750.26				4750.26	4750.26	712.54			15%	4,037.72	
ELECTICAL MOTOR	20030.45				20030.45	20030.45	1,46,856.63	3,004.57	1,49,861.20	15%	17,025.89	
Electrical Fixture and Fitting	44392.40				44392.40	44392.40	78,493.12	6,658.86	85,151.98	15%	37,733.54	
1200mm Blde bee star ceiling fan	222247.20				222247.20	222247.20	42,332.80	35,559.55	77,892.35	16%	1,86,687.65	
7 EPABX equipment												
EPABX equipment	140211.64				140211.64	140211.64	3,49,994.64	21,031.75	3,71,026.39	15%	1,19,179.89	
Telephone Instrument	3650.12		22720		26370.12	26370.12	1,995.56	3,955.52	5,951.08	15%	22,414.60	
8 lab Equipment												
CENTRIFUGE	3489.32				3489.32	3489.32	15,515.68	523.40	16,039.08	15%	2,965.92	
HEMATOLOGY ANALYZER SYMEX	77112.00				77112.00	77112.00	3,42,888.00	11,566.80	3,54,454.80	15%	65,545.20	
Laboratory Equipment	390706.81				390706.81	390706.81	7,39,290.61	58,606.02	7,97,896.63	15%	3,32,100.79	
MICROSCOPE	11407.07				11407.07	11407.07	50,722.93	1,711.06	52,433.99	15%	9,696.01	
9 Office Equipment												
Artis Bluetooth Speaker	17340.00				17340.00	17340.00	3,060.00	3,050.85	6,110.85	15%	17,288.15	
Bed & Mattress	6159.67				6159.67	6159.67	2,365.83	923.95	3,289.78	15%	5,235.72	
Chair	16643.00				16643.00	16643.00	3,357.00	2,496.45	5,853.45	15%	14,146.55	
Micromax led TV	28538.75				28538.75	28538.75	10,961.25	4,280.81	15,242.06	15%	24,257.94	
Nikon Digital Camera	5185.00				5185.00	5185.00	915.00	777.75	1,692.75	15%	4,407.25	
Office Equipment	712774.56				712774.56	712774.56	2,73,764.63	1,06,916.18	3,80,680.81	15%	6,05,858.38	
Revolving Chair	54194.88				54194.88	54194.88	19,941.70	8,129.23	28,070.93	15%	46,065.65	
Wooden cupboard with Examin Table	10038.70				10038.70	10038.70	3,855.70	1,505.81	5,361.50	15%	8,532.90	
10 Vehicle												
Cycle	1148.93				1148.93	1148.93	540.67	172.34	713.01	15%	976.59	
EECCO	155920.67			637640	793560.67	793560.67	73,374.43	1,19,034.10	1,92,408.53	15%	6,74,526.57	
Bolero - Mahendra			942000		942000.00	942000.00		1,41,300.00	1,41,300.00	15%	8,00,700.00	
Vehicle	304514.05				304514.05	304514.05	1,43,300.73	45,677.11	1,88,977.84	15%	2,58,836.60	
Building A/c	3206774.06				3206774.06	3206774.06	9,85,087.46	4,81,016.11	14,66,103.57	15%	27,25,757.95	
Child line Project Fix Assets	84829.04				84829.04	84829.04	12,724.36			15%	72,104.68	
CHP Dead Stock	6887.12				6887.12	6887.12	2,645.22	1,033.07	3,678.29	15%	5,854.05	
Family Planning Equipment	5695.45				5695.45	5695.45	2,187.53	854.32	3,041.85	15%	4,841.13	
General Dead Stock	151316.63				151316.63	151316.63	58,118.15	22,697.49	80,815.65	15%	1,28,619.13	
Handicraft Equipment	31415.41				31415.41	31415.41	5,960.07	4,712.31	10,672.38	15%	26,703.10	
Land	1292601.00				1292601.00	1292601.00				15%	12,92,601.00	



FIXED ASSETS	Gross Block						Depreciation		Rate	Net Block	
	Op. Bal. 1-Apr-2019	Sale	Apr to Sep	ADDITION		Clo. Bal. 31.3.20	Op. Bal. 1-Apr-2019	Addition			Total
				Oct to Mar	Total						
Particular											
Medical Equipment	18143.39				18143.39	18143.39	10,316.84	2,721.51	13,038.34	15%	15,421.89
M.V. Gandhi Meternity Hospital	9964991.77		171002		10135993.77	10135993.77	27,50,152.83	15,20,399.07	42,70,551.89	15%	86,15,594.70
NICU Furniture	403059.80				403059.80	403059.80	71,128.20	60,458.97	1,31,587.17	15%	3,42,600.83
Road A/c	192190.00				192190.00	192190.00	59,038.76	28,828.50	87,867.26	15%	1,63,361.50
Sanitary Equipment	35906.04				35906.04	35906.04	13,790.90	5,385.91	19,176.81	15%	30,520.13
Tapovath Project Fix Assets	207388.34				207388.34	207388.34	79,646.66	31,105.25	1,10,751.91	15%	1,76,263.09
Tarapur Renovation	7902628.59				7902628.59	7902628.59	15,28,671.42	11,85,394.29	27,14,065.70	15%	67,17,234.30
Pediatrics NICU Kapadwanj - FCRA	1730512.45				1730512.45	1730512.45	3,05,384.55	2,59,576.87	5,64,961.42	15%	14,70,935.58
TOTAL	31485844.76		15,62,676.00	8,92,718.00	33941238.76			57,08,301.17			2,82,32,937.25

Tribhuvandas Foundation, Anand


CHIEF EXECUTIVE OFFICER
TRIBHUVANDAS FOUNDATION
ANAND

Place: Anand
Date: 06-10-2020

Examined & Found Correct
Chartered Accountant
UDIN20045319AAAAAHS1217



TRIBHUVANDAS FOUNDATION - ANAND
Schedule - B - 31/03/2020
Details of Investment

Particulars	Amount
KDCC FDR	64,93,251.00
Oriental Bank of Commerce - ANAND	2,19,00,000.00
ICICI FDR	10,70,225.00
DCB Bank - FDR	2,07,000.00
Axis Bank - FDR	21,38,910.00
Total	3,18,09,386.00


Schedule - C - 31/03/2020
Details of Advance & Deposit

Particulars	Amount
Earnest Money Deposit	10,000.00
EPABX Deposit (BSNL - Anand)	2,141.00
Gas Cylinder Deposit Anand / Kheda	20,253.00
G.E.B. Deposit (MGVCL - Anand / Kheda District)	14,473.00
Oxygen Cylinder Deposit - (Santram Gases - Baroda)	15,000.00
Petrol & Diesel Deposit-Dimco Lubritorium-Anand	10,000.00
Telephone Deposit - (BSNL - Anand / Kheda District)	15,844.54
Total	87,711.54

Tribhuvandas Foundation Anand

Place: Anand

Date: 06-10-2020


CHIEF EXECUTIVE OFFICER
TRIBHUVANDAS FOUNDATION
ANAND

Examined & found correct


Chartered Accountant
UDIN20045319AAAAHS1217




Schedule - D - 31/03/2020
Trade & Other Debtors

Particulars	Amount
Anand Field opd	1,68,280.25
ARV-INDIAN IMMUNOLOGICAL LTD	938.00
BLOCK HEALTH OFFICE - ANAND	5,65,975.00
CHP MEDICINE - ANAND CENTER	10,79,517.85
CHP MEDICINE STORE - BALASINOR	10,80,598.40
CHP MEDICINE STORE - KAPADWANJ	10,85,406.70
CHP MEDICINE STORE- KHEDA	9,30,172.60
CHP MEDICINE STORE - TARAPUR	9,33,289.75
CLINIC MEDICINE STORE - ANAND OPD	6,79,575.75
CLINIC MEDICINE STORE- BALASINOR	99,156.20
CLINIC MEDICINE STORE - KAPADWANJ	7,48,188.00
CLINIC MEDICINE STORE - KHEDA	2,33,579.20
CLINIC MEDICINE STORE - TARAPUR	1,73,141.00
Dipak Doshi - Ahmedabad	4,740.00
GY. Medicine Store- Anand	87,000.00
GY. Medicine Hospital stock - Anand	2,95,522.80
VHW Jatan Project - Anand	23,000.00
VHW Jatan Project - Balasinor	4,625.00
VHW Jatan Project - Kheda	48,125.00
VHW Jatan Project - Tarapur	52,000.00
Karchaliya PHC	1,160.00
Kenyas - Germany	72,480.00
KKM - KAPADWANJ	86,991.00
NDDB - ANAND	1,65,750.00
Income Tax (TDS) FY 2018-19	4,55,995.00
Income Tax (TDS) FY 2019-20	3,57,448.00
Gy. Sanitary Pad - Visnubhai	27,480.00
Grand Total	94,60,135.50


Tribhuvandas Foundation Anand

Place: Anand

Date: 06-10-2020


CHIEF EXECUTIVE OFFICER
TRIBHUVANDAS FOUNDATION
ANAND.

Examined & found correct


Chartered Accountant
UDIN20045319AAAHS1217



Schedule - E - 31/03/2020
Details of Cash & Bank Balance

Particulars		Amount	
(A)	Cash on hand		
	Head Office Anand	64,102.67	
	Balasinor Sub center	11,895.35	
	Cash - CHP Programme	14,490.20	
	Kheda Sub Center	2,549.00	
	Tarapur Sub Center	19,837.00	1,12,874.22
(B)	Bank Balance		
	Axis Bank - Anand	12,64,221.23	
	B.O.B. - Balasinor	14,078.05	
	Dena Bank - Kapadwanj	1,34,088.80	
	Dena Bank -Childline	1,55,986.44	
	Dena Bank -Dairy Rd. Anand	2,72,455.56	
	Dena Bank FC Account	77,663.90	
	I.C.I.C.I. Bank - V.V. Nagar	11,24,197.00	
	K.D.C.C. Bank - A/c No. 1416	40,265.24	
	K.D.C.C. Bank - Anand	2,38,874.10	
	K.D.C.C. Bank - Kheda	2,010.00	
	K.D.C.C. Bank - Tarapur	7,668.00	
	O.B.C. - Anand	58,05,000.48	
	S.B.I. - Anand	28,52,092.86	
	S.B.I. - Railway childline	2,41,291.00	
	S.B.I. - Balasinor	7,850.00	
	S.B.I. - Borsad	13,530.00	
	S.B.I. - Kapadwanj	18,262.94	
	S.B.I. - Kheda	16,576.00	
	S.B.I. - Mahemdavad	5,459.00	
	S.B.I. - Petlad	8,822.00	
	S.B.I. - Thasra	6,554.00	1,23,06,946.60
Cash & Bank Balance Total			12419820.82

Tribhuvandas Foundation
Anand

Examined & found correct

Chartered Accountant

Place: Anand

UDIN20045319AAAHS1217

Date: 06-10-2020


CHIEF EXECUTIVE OFFICER
TRIBHUVANDAS FOUNDATION
ANAND



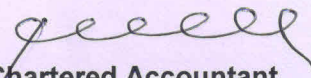
Schedule - F - 31/03/2020
Details of Closing Stock as per 31 March 2020

Particulars	Amount
CENTER STORE CLOSING STOCK	
CHP Medicine Stock	17,49,978.50
Clinic Medicine Stock	12,26,430.01
Handicraft	7,87,240.70
Total Rs.	37,63,649.21

Tribhuvandas Foundation Anand

Place: Anand
Date: 06-10-2020

Examined & found correct


Chartered Accountant
UDIN20045319AAAHS1217


CHIEF EXECUTIVE OFFICER
TRIBHUVANDAS FOUNDATION
ANAND

